

# Rapacious Resource Depletion, Excessive Investment and Insecure Property Rights

Frederick van der Ploeg

CESIFO WORKING PAPER NO. 2981  
CATEGORY 9: RESOURCE AND ENVIRONMENT ECONOMICS  
MARCH 2010

*An electronic version of the paper may be downloaded*

- *from the SSRN website:* [www.SSRN.com](http://www.SSRN.com)
- *from the RePEc website:* [www.RePEc.org](http://www.RePEc.org)
- *from the CESifo website:* [www.CESifo-group.org/wp](http://www.CESifo-group.org/wp)

# Rapacious Resource Depletion, Excessive Investment and Insecure Property Rights

## Abstract

For a country fractionalized in competing factions, each owning part of the stock of natural exhaustible resources, or with insecure property rights, we analyze how resources are transformed into productive capital to sustain consumption. We allow property rights to improve as the country transforms natural resources into capital. The ensuing power struggle about the control of resources is solved as a non-cooperative differential game. Prices of resources and depletion increase faster than suggested by the Hotelling rule, especially with many competing factions and less secure property rights. As a result, the country substitutes away from resources to capital too rapidly and invests more than predicted by the Hartwick rule. The power struggle boosts output but depresses aggregate consumption and welfare, especially in highly fractionalized countries with less secure property rights. The theory suggests that adjusted net saving estimates calculated by the World Bank using market prices over-estimate welfare-based measures of genuine saving.

JEL-Code: E20, F32, O13, Q01, Q32.

Keywords: exhaustible resources, Hotelling rule, Hartwick rule, capital, sustainable consumption, fractionalization, seepage, insecure property rights, differential game, genuine saving, adjusted net saving.

*Frederick van der Ploeg*  
*OxCarre / Department of Economics*  
*University of Oxford*  
*rick.vanderploeg@economics.ox.ac.uk*

Revised 24 February 2010

Helpful comments from Chuck Mason, Tony Venables, Cees Withagen, and the Editor Reyer Gerlach are gratefully acknowledged. I am grateful to Partha Dasgupta and Aart de Zeeuw for pointing out to me the importance of seepage and interconnected fields of reserves. I am also very grateful to Steven Poelhekke for preparing figures 2-4. The detailed and insightful comments of two anonymous referees have led to a substantial revision of the paper. Support from the BP funded Oxford Centre for the Analysis of Resource Rich Economies is gratefully acknowledged.

## 1. Introduction

The idea that rents from exhaustible natural resources should be saved and reinvested in productive capital is common in policy circles. It has first been formalized by Hartwick (1977) within the context of the canonical closed economy model of resource extraction, capital formation, consumption and growth developed by Solow (1974). With Cobb-Douglas production, the capital stock grows at a linear rate with the saving rate equal to the constant share of exhaustible natural resource in value added, all rents from resources are reinvested and consumption is sustained at a constant level. This way of transforming exhaustible natural resources into productive capital has become known as the Hartwick rule.<sup>2</sup> To obtain this result, prices of natural resources must grow at the market rate of interest for the country to be indifferent between keeping natural resources in the ground or depleting them and obtaining a market return. This is, of course, the Hotelling rule first stated by Hotelling (1931).

Our principle objective is to derive political counterparts of the Hartwick and Hotelling rules by extending the analysis of Solow (1974) and Hartwick (1979) to a fractionalized economy, i.e., an economy with competing factions, each owning part of the nation's stock of exhaustible natural resources. Ownership rights on the stock owned by each group are, however, not secure, because of seepage between different interconnected fields or reservoirs of natural resources.<sup>3</sup> Our analysis is thus concerned with non-renewable natural resources that are prone to seepage, such as oil, gas or water, and not with the whole range of exhaustible reserves to which the Hotelling rule applies. Seepage of resources between interconnected fields or reservoirs introduces a dynamic common-pool problem, especially if the rate of seepage is substantial. Effectively, competing factions extract natural resources too fast for fear of their reserves seeping to other fields. However, our main focus is on how economic development leads to better

---

<sup>2</sup> Dixit, Hammond and Hoel (1980) and Dasgupta and Mitra (1983) discuss the Hartwick rule from the point of view of max-min egalitarianism. However, with a positive elasticity of intertemporal substitution, private consumption will not be constant. If consumption is initially held below its max-min level, capital is accumulated sufficiently fast to ensure that later generations enjoy increasing levels of consumption. While resource use declines to zero, unlimited growth in consumption and output is feasible. The Euler equation for consumption growth implies that, as long as the rate of time preference is strictly positive, the capital stock must ultimately go to zero to ensure that growth in private consumption is non-negative. It is thus optimal to let consumption, output and capital vanish in the long run even though it is feasible to avoid such a doomsday scenario. Future generations are thus doomed. From a utilitarian perspective this does not matter as the benefit to early generations exceeds the loss to later generations. Obviously, it is hard on ethical grounds to defend such an outcome. This is why the max-min egalitarian outcome seems preferable.

<sup>3</sup> Over-pumping of water out of once plentiful groundwater aquifers for irrigation purposes is one of the main reasons for water shortages from the High plains of the United States to the Gangetic Plain of northern India to Australia (Sachs, 2008). Due to seepage and the unregulated and indiscriminate access to groundwater resources, much of this over-pumping arises from a classic common-pool problem. Over-pumping causes not only water shortages, but also leads to contamination with salt water, poisoning and collapse of aquifers. Fish does not respect territorial waters, but is a renewable resource.

property rights and thus to less infringement of property rights. The degree to which individual fields can be encroached by others thus decreases with economic development.

We thus offer a political economy explanation of why fractionalized resource-rich countries deplete their natural resources faster and end up with lower levels of sustainable consumption than homogenous societies, especially if property rights are more insecure. Each one of the rival groups tries to deplete their natural resources before it seeps away or is grabbed by other groups. Since property rights for natural resources are badly defined, the power struggle becomes more intense and makes competing groups more impatient. As a result, the country depletes natural resources faster than dictated by the Hotelling rule. Fractionalized countries substitute away from natural resources to capital in production at a too rapid rate from a social perspective so that they save and invest more than a homogenous society. We show that fractionalization into different resource-owning groups and less secure property rights drive the non-cooperative saving rate above the production share of natural resources. The interest rate and the output-capital ratio gradually fall to zero. We will show that the power struggle in a fractionalized society with insecure property rights will lead to faster depletion of natural resources and consequently a higher saving and investment rate. This boosts output. However, due to the higher savings rate, a smaller proportion of output is devoted to consumption. This is why, despite the increase in output, fractionalization and less secure property rights depress the sustainable level of aggregate consumption and social welfare, especially if there are many rival factions and property rights are less secure. Of course, oil-rich countries do invest a substantial proportion of their oil revenues in human and physical capital and it is may well be that their rates of oil depletion and thus their rate of investment are excessively high and sustainable level of consumption excessively low from a social point of view. The recent bursting of real-estate booms in oil-rich countries such as Kazakhstan (e.g., Kuralbayeva, van der Ploeg and Venables, 2010) and the Gulf States seems to suggest that investment rates might have been excessive.

We also establish that genuine saving is zero in a fractionalized society with insecure property rights if, following Arrow, Dasgupta and Mäler (2003), welfare-based accounting prices are used to value the cost of resource depletion. This accounting price corresponds to the market price that would prevail in a homogenous society, and is therefore higher than the market price that prevails in a fractionalized society. Zero genuine saving occurs, because the too rapid depletion of natural resources is in line with the too rapid accumulation of physical capital by each group. Since the correct accounting price that must be used to calculate genuine saving exceeds the market price, the cost of resource depletion is under-estimated if market prices instead of accounting prices are used. This suggests that true genuine saving may be even more

negative than adjusted net saving estimates reported by the World Bank for many resource-rich countries, especially if they have a high degree of fractionalization and insecure property rights.

Our general equilibrium analysis is related to the earlier literature on oligopoly extraction of a common property natural resource in partial equilibrium, which stresses the importance of the period of commitment and the importance of the feedback Nash and the open-loop Nash equilibrium solutions (e.g., Reinganum and Stokey, 1985; van der Ploeg, 1987; Karp, 1992). The main insight of this literature is that in a non-cooperative context groups tap the common stock of natural resources more quickly, especially if the period of commitment is short as in the feedback Nash equilibrium solution where the period of commitment is zero. The open-loop Nash equilibrium solution has an infinite period of commitment and is relevant when different factions in society cannot monitor each others' resource stocks. With this solution the dynamic distortions arising from the common pool problem are less severe. We focus on the open-loop Nash equilibrium solution mainly because it leads to a more tractable analysis with closed-form analytical solutions. Furthermore, under this solution concept an economy with infinite seepage and no property rights turns out to be Pareto efficient and thus provides a useful benchmark. We thus focus at the inefficiencies caused by finite seepage rates and less than perfect property rights and analyze how this affects the rate at which natural resources are being tapped (and thus abstract from the additional efficiencies that may result from smaller periods of commitment including the zero period of commitment assumed in the feedback Nash equilibrium solution). The open-loop Nash equilibrium solution allows one to analyze how the Hartwick rule of reinvesting the Hotelling scarcity rents into various forms of productive capital is affected by moving from an assumption of common-pool open-access natural resources to an assumption of fields of natural resources owned by different groups but suffering from common-pool problems due to seepage of natural resources or imperfect property rights.

Our analysis is also related to that of the voracity effect in societies with competing groups and lack of effective property rights. Lane and Tornell (1996) and Tornell and Lane (1999) have demonstrated within the context of a dynamic common-pool problem that an increase in the raw return on the common asset above the return on private assets increases the extent of rent seeking, depresses saving and investment and thus curbs the rate of economic growth and makes a country worse off from a social perspective. The voracity effect thus arises from a dynamic common-pool problem, whereby each group tries to grab more of the common asset before the other groups do so. We analyze, in contrast, a dynamic interconnected-pool problem with common-pool properties by extending van der Ploeg (2010) who studies genuine saving and voracious depletion within the context of a common-pool model with a pure common

exhaustible natural resource and no property rights at all on natural resources. The main contribution of this paper is thus to analyze a dynamic interconnected-pool problem where each group owns its own stock of natural resources and where property rights on these resources are neither perfect nor completely absent. Instead, property rights become more secure as the country accumulates more productive capital.

Our paper does not deal with asymmetries. We suppose that all factions are identical with the same initial stocks of natural resources, the same level of productivity, and the same population size. We also suppose that the seepage process is symmetric and thus abstract from the possibility that seepage may benefit some resource owners more than others. Finally, we suppose that there is no one ruler supported by an elite or selectorate which owns the resource, decides on its extraction and to whom the resource proceedings accrue. We focus on factions wrestling resource rents from each other, but not from the ruler. If there was a ruler, Caselli (2006) shows abstracting from Hotelling features of resource depletion that power struggles increase the effective discount rate of the governing group and that as a result this elite makes fewer investments in the long-run development of the economy. Interestingly, this goes against our result which suggests that rapacious depletion rates much lead to excessive investments. Such ruler-follower models and the importance of understanding how natural resources might impact the political survival of the ruler are also discussed in Caselli and Cunningham (2009). Most of the aforementioned asymmetries feature in the real world, but are not the focus of this paper. Instead, we focus at the Hotelling model of non-cooperative resource depletion and how this interacts with the important question of genuine saving and sustainable consumption.<sup>4</sup>

The outline of the paper is as follows. Section 2 sets up our model of depletion of exhaustible natural resources by competing factions and private accumulation. Section 3 gives the optimality conditions for the open-loop Nash equilibrium outcome of the non-cooperative differential game. Section 4 shows how the maxi-min outcome for this game permits an outcome with constant levels of consumption and output and characterizes the results. Section 5 discusses the homogenous case without competing factions or, alternatively, the case with no seepage and perfectly secure property rights on natural resources. This results in the familiar apolitical Hotelling and Hartwick rules where all resource rents are reinvested. Section 6 discusses why in a fractionalized society, prices of natural resources increase too fast, depletion occurs too fast, savings and output are too high, and consumption is too low, especially if there are many

---

<sup>4</sup> Asymmetric Stackelberg leader-follower models of natural resource depletion with a monopolistic leader (the OPEC) and a competitive fringe have been analyzed and lead to time consistency issues and some other intricate game-theoretic issues (Groot et al., 2003).

competing factions and the quality of property rights is bad. Section 7 establishes that genuine saving is zero in societies with competing factions in society or imperfect property rights if welfare-based accounting prices are used to evaluate the cost of resource depletion. Section 8 discusses the negative adjusted net saving estimates reported by the World Bank for many resource-rich economies and argues that even these may be too optimistic if market prices are used instead of accounting prices. Section 9 qualifies the results and concludes.

## 2. Competing Factions, Resource Depletion and Capital Accumulation

We set up a model of a closed economy where the national stock of exhaustible natural resources is owned by rival factions who invest in private capital and manage their own stock of natural resource in the face of imperfect property rights. There is no population growth. Each group combines use of its exhaustible resources together with capital (and possibly labor and other factor inputs in fixed supply) to produce output according to a Cobb-Douglas production function. To focus on the interactions between asset accumulation and depletion of exhaustible resources, we abstract from trade between the various groups in society. We also abstract from open economy considerations such as natural resource exports, imports of produced goods, and investment in foreign assets.<sup>5</sup>

There are thus  $N$  rival groups who struggle for power over the control of natural resources. The depletion of the stock exhaustible natural resource reserves of group  $i$  is represented by the following diffusion process:

$$(1) \quad \dot{S}_i = -R_i - \sum_{j \neq i}^N \xi (S_j - S_i), \quad S_i(0) = S_{i0}, \quad i = 1, \dots, N,$$

where  $R_i$  and  $S_i$  denote, respectively, the depletion rate and the stock of remaining natural resource reserves of group  $i$ . Dasgupta (2001a, p. 287) has used such diffusion process for interconnected fields or aquifers before.<sup>6</sup> The parameter  $\xi \geq 0$  indicates the speed of seepage between the various oil or gas fields or the various linked water aquifers owned by the different

---

<sup>5</sup> Within the context of a two-sector general equilibrium model of a small open economy, opening up to trade induces instantaneous gains from trade but these are eroded by ongoing natural resource depletion and the steady-state level of utility is lower than under autarky (Brander and Taylor, 1997). Within the context of a two-good, two-country world with national open-access renewable resources, natural resource importers gain from trade while a diversified natural resource exporter suffers a decline in steady-state utility despite some initial gains from trade (Brander and Taylor, 1998). The welfare consequences of opening up to free trade may thus well be negative.

<sup>6</sup> The main difference is that Dasgupta (2001a) solves a partial equilibrium problem, whereas we perform a macroeconomic general equilibrium analysis. Furthermore, he characterizes the first-order optimality conditions whereas we offer a full solution.

groups. If  $\xi = 0$ , there is no seepage and the fields of natural resources are physically completely separate. In that case, there are no elements of a common-pool problem. This may be realistic for exhaustible gold, silver, diamond and iron deposits, but not for oil, gas or water deposits. In practice, if neighbors have lower stock of reserves, then oil, gas or water will seep away to the neighbors' fields or aquifers. Hence, with seepage, reserves of faction  $i$  increase (decrease) if its level of reserves is lower (bigger) than that of its neighbors. This means that reserves of group  $i$  increase (decrease) if group  $i$  has in the past depleted more (less) of its reserves than its neighbors. Note that the diffusion process (1) is symmetric, which permits an analytically convenient solution. In practice, seepage may be asymmetric so that it is physically possible that at least some resource owners will benefit at the expense of other resource owners. Such resource owners would have differing motives and incentives; we leave the analysis of the non-cooperative Nash equilibrium solution for situations with asymmetric seepage for another occasion.

The political and institutional set-up of our model consists of two parts. First, there are a finite number of competing rival factions in the economy and there is no entry of new factions or exit of existing factions (no open access). Together with the assumption of a finite and strictly positive value of  $\xi$ , this leads to a dynamic common-pool problem or, to be more precise, a problem of interconnected private pools. Second, endogeneity of property rights is introduced in a starkly reduced-form manner. We suppose that property rights improve as the economy moves along its development path. The evidence reviewed in IMF (2005) offers support for this supposition. To capture this, we set  $\xi \equiv \xi^*/K$ , where  $\xi^* \geq 0$  indicates the given initial degree of insecurity of property rights and  $K$  is the aggregate capital stock. This captures that quality of property rights improves as societies become more advanced and have bigger stocks of aggregate capital. The parameter  $\xi$  thus indicates the ease by which property rights on natural resources can be encroached.<sup>7</sup> As property rights improve along a development path, the extent of common-pool or interconnected-pools externalities diminish.<sup>8</sup>

Integration of (1) shows that the time path of exhaustible resource depletion must satisfy:

$$(1') \quad \int_0^{\infty} \left[ R_i(t) - \sum_{j \neq i} \xi (S_j(t) - S_i(t)) \right] dt \leq S_{i0}, \quad i = 1, \dots, N$$

---

<sup>7</sup> With very strong property rights it may be possible to claim back the value of what has seeped through to neighbours, but this is unlikely to stand up in the courts. Hence, we exclude this possibility.

<sup>8</sup> If property rights would not improve as the capital stock grows, resource extraction would be even more rapacious and it is not feasible to sustain a constant level of consumption.



where  $t$  denotes time and  $S_{i0}$  the initial stock of natural resource reserves owned by group  $i$ . Note that for the aggregate economy, the resource depletion equations become  $\dot{S} \equiv \sum_{i=1}^N \dot{S}_i = -R$ ,  $S(0) = S_0 \equiv \sum_{i=1}^N S_{i0}$ ,  $R \equiv \sum_{i=1}^N R_i$  and  $\int_0^\infty R(t)dt \leq S_0$ , where  $R$  stands for aggregate resource depletion and  $S$  for the aggregate stock of remaining natural resource reserves.

Each group  $i$  also accumulates assets  $K_i$ . Since we abstract from adjustment costs, taxes, etc., the relative price of financial assets is unity and their value exactly equals the capital stock. The capital stock of each group can be viewed as physical capital or human capital. Each group  $i$  employs capital, natural resources  $R_i$  and labor  $L_i$  to produce output  $Y_i$ . The production function for each group  $Y_i = F(K_i, L_i, R_i)$  satisfies the Inada conditions and constant returns to scale. Natural resources are *necessary* for production, so  $F(K_i, L_i, 0) = 0$ . Natural resources are also *inessential* for production if there is a feasible program along which consumption is bounded away from zero. This might avoid that feasible consumption vanishes as natural resources run out. If there are sufficient substitution possibilities between resources and capital or labor, positive levels of output can be generated by switching from resource-intensive to capital-intensive modes of production. With a CES production function and an elasticity of substitution greater than unity,  $F(K_i, L_i, 0) > 0$  holds and thus natural resources are not necessary for production. Since exhaustibility of natural resources does not pose a problem, they are trivially inessential if the elasticity of substitution between factors of production exceeds unity. If the elasticity of substitution is less than unity, capital accumulation cannot compensate for the inevitable decline in the use of natural resources. Output and consumption must thus decline to zero. The economy is doomed, so that natural resources are essential for production. We therefore assume that each group has a Cobb-Douglas production function with a unit elasticity of factor substitution and a share of capital in value added greater than that of natural resources, i.e.,  $Y_i = K_i^\alpha R_i^\beta L_i^{1-\alpha-\beta}$ ,  $\alpha > \beta > 0$ ,  $\alpha + \beta < 1$ . Natural resources are thus necessary, but not essential for production.<sup>9</sup> We abstract from depreciation of capital. Each group supplies inelastically  $1/N$  of labor, so that aggregate labor supply is normalized to one. If consumption by group  $i$  is denoted by  $C_i$ , the evolution of private wealth of group  $i$  is given by:

$$(2) \quad \dot{K}_i = Y_i - C_i, \quad \text{where } Y_i = K_i^\alpha R_i^\beta L_i^{1-\alpha-\beta} \text{ and } L_i = 1/N.$$

We abstract from extraction costs for natural resources. We derive a Nash equilibrium solution; so that each rival group  $i$  when deciding on its optimal depletion level  $R_i$  supposes that the depletion levels of the other factions  $R_j$ ,  $j \neq i$ , remain constant. If  $\rho$  indicates the pure rate of time preference employed by each group and  $\theta_i \equiv -u'(C_i)/C_i u''(C_i) \geq 0$  denotes the elasticity of intertemporal substitution for group  $i$ , each group  $i$  chooses  $C_i$  and  $R_i$  to maximize its utility

$$(3) \quad U_i = \int_0^{\infty} u(C_i) \exp(-\rho t) dt, \quad u(C_i) = C_i^{1-1/\theta_i} / (1-1/\theta_i) \text{ if } \theta_i \neq 1, \quad u(C_i) = \ln(C_i) \text{ if } \theta_i = 1,$$

subject to the evolution of its natural resource stock (1), the evolution of its capital stock (2) and the Nash conjecture that the depletion rates by the other groups in society,  $R_j$ ,  $j \neq i$ , do not change when deciding on the optimal level of  $R_i$ .

### 3. Optimality Conditions for the Dynamic Common-Pool Problem

We derive for this non-cooperative differential game an open-loop Nash equilibrium solution.<sup>10</sup> The resulting solution will be summarized in Proposition 1. The Hamiltonian for group  $i$  maximizing (3) subject to (1) and (2) is defined by

$$(4) \quad H_i \equiv u(C_i) + \lambda_i \left[ K_i^\alpha R_i^\beta \left( \frac{1}{N} \right)^{1-\alpha-\beta} - C_i \right] - \mu_i \left[ R_i - \sum_{j \neq i} \xi (S_j - S_i) \right],$$

where  $\lambda_i$  and  $\mu_i$  denote the marginal utility for group  $i$  of an extra unit of capital and natural resources, respectively. Application of Pontryagin's maximum principle yields the following first-order conditions for each of the groups:

---

<sup>9</sup> If  $\alpha < \beta$ , capital does not add enough to production to compensate for the declining use of natural resources and sustain a positive level of consumption. Resources are then essential for production.

<sup>10</sup> In the absence of property rights whatsoever (i.e.,  $\xi^* \rightarrow \infty$ ), one has an open-access common exhaustible resource whose development is given by  $\dot{S} = -\sum_{i=1}^N R_i$ ,  $S(0) = S_0$ . The open-loop Nash equilibrium outcome then yields the efficient solution which also prevails in a homogenous society without rival factions. The feedback Nash equilibrium yields an inefficient solution with too fast extraction of the common exhaustible resource and sub-optimally low levels of consumption and high levels of saving and output (van der Ploeg, 2010). Our general equilibrium results are akin to earlier results on the efficiency of the open-loop solution for an open-access problem in partial equilibrium when demand for resources is iso-elastic (Reinganum and Stokey, 1985). Note that the Cobb-Douglas production function in our general equilibrium analysis gives rise to a constant elasticity of demand for natural resources as well.

$$(5) \quad \frac{\partial H_i}{\partial C_i} = u'(C_i) - \lambda_i = 0, \quad \frac{\partial H_i}{\partial R_i} = \beta \frac{Y_i}{R_i} \lambda_i - \mu_i = 0, \quad \rho \lambda_i - \dot{\lambda}_i = \frac{\partial H_i}{\partial K_i} = \alpha \frac{Y_i}{K_i} \lambda_i \equiv r_i \lambda_i$$

$$\text{and } \rho \mu_i - \dot{\mu}_i = \frac{\partial H_i}{\partial S_i} = -(N-1)(\xi^*/K) \mu_i, \quad i=1, \dots, N.$$

The following transversality conditions should also be satisfied:

$$(6) \quad \lim_{t \rightarrow \infty} [\exp(-\rho t) \lambda_i(t) K_i(t)] = 0 \quad \text{and} \quad \lim_{t \rightarrow \infty} [\exp(-\rho t) \mu_i(t) S_i(t)] = 0, \quad i=1, \dots, N.$$

Equation (5) implies that the marginal product of natural resources  $\beta Y_i/R_i$  should equal the price of natural resources,  $p_i \equiv \mu_i/\lambda_i$ . Furthermore, the marginal product of capital  $\alpha Y_i/K_i$  should equal the rate of return on capital for each group  $r_i$ . Since in symmetric equilibrium the interest rates and natural resource prices are the same for each group, we drop group subscripts (i.e.,  $r = r_i$  and  $p = p_i$ ,  $i=1, \dots, N$ ) and write these efficiency conditions as:

$$(7) \quad \frac{\dot{p}}{p} = r + (N-1) \frac{\xi^*}{K} \quad \text{where} \quad p = \beta \frac{Y_i}{R_i}, \quad r = \alpha \frac{Y_i}{K_i}, \quad i=1, \dots, N, \quad \text{and} \quad K \equiv \sum_{i=1}^N K_i.$$

Equation (7) is the political variant of the Hotelling rule. If there is no fractionalization of society (i.e.,  $N = 1$ ) or property rights on natural resources are completely secure ( $\xi^* = 0$ ), equation (7) reduces to the familiar Hotelling rule which states that the expected rate of increase in natural resources should equal the market rate of interest. This follows from the following arbitrage condition. On the margin, each group should be indifferent between keeping natural resources under the ground and receiving an expected capital gain  $\dot{p}/p$ , and digging the resources up, selling them, and investing the proceeds and receiving a rate of return  $r$ . Rival groups in society, however, drive a wedge in the Hotelling rule. The reason is that each group consumes more today; they think that if they conserve their resources, their neighbor will consume more tomorrow.<sup>11</sup> This version of the Hotelling rule implies a bigger rate of increase in the price of natural resources than is socially optimal. This distortion appears to be smaller if the groups have accumulated a lot of non-resource wealth, but in the Nash equilibrium solution with constant

---

<sup>11</sup> Since any group  $i$  takes the extraction rate of the other group  $j \neq i$  as given in the open-loop Nash equilibrium, group  $i$  does not expect that by delaying her own extraction she causes other groups to extract more of the resource. However, seepage implies that, if extraction is delayed, the stock of  $i$  will be higher than that of groups  $j \neq i$  and thus more of stock of  $i$  will seep to the fields of groups  $j \neq i$ .

levels of consumption and output (derived in section 4) the rate of interest also falls as the capital stock rises over time. Equation (7) thus indicates that the rate of change of natural resource prices is inversely related to the capital stock. It exceeds the rate of interest in a fractionalized society, but over time this intertemporal wedge in the Hotelling rule asymptotically vanishes as society accumulates increasing amounts of capital and property rights improve. We also see from (7) that political distortions in the Hotelling rule causing too rapid extraction and too rapid increases in the price of resources are more severe if initial property rights are more insecure (higher  $\xi^*$ ).

First-order conditions (5) also imply the Keynes-Ramsey rule for growth in consumption:

$$(8) \quad \frac{\dot{C}_i}{C_i} = \theta_i (r_i - \rho).$$

#### 4. Sustaining Consumption in the Dynamic Common-Pool Problem

A well-known problem with utilitarian Benthamite utility functions and positive discounting is that the optimal program implies a time path of consumption that first rises, then declines, and vanishes asymptotically or, alternatively, declines at the outset and vanishes asymptotically (e.g., Dasgupta and Heal, 1979, Chapter 10.3). There is thus at most one peak, which is further away in the future if the discount rate is smaller. An outcome where generations in the distant future consume almost nothing is hard to defend from an ethical and political point view. Hence, the literature often focuses attention at maxi-min egalitarian outcomes, where all future generations are treated equally and enjoy the same level of consumption. This is the approach we will adopt as well and we therefore assume zero elasticities of intertemporal substitution (i.e.,  $\theta_i = 0$ ), which correspond to a Rawlsian social welfare function.<sup>12</sup>

We therefore look for dynamic general equilibrium paths with constant levels of consumption,  $C_i(t) = C/N > 0$ ,  $\forall t \geq 0$  with aggregate consumption  $C > 0$  a constant to be determined. To obtain a Nash equilibrium solution with constant levels of consumption and output, we suppose a constant savings rate  $s$  and hypothesize the feasible program:

$$(9) \quad K_i(t) = s Y_i(t) t + K_{i0} > 0, \forall t \geq 0,$$

---

<sup>12</sup> An alternative is to rethink the axiomatic foundation of intertemporal preferences from an ethical point of view. One suggestion is the framework of sustainable discounted utilitarianism which imposes the requirement that the evaluation is insensitive to the interests of the present generation if the present is better off than the future generation (Asheim and Mitra, 2009).

where for each group  $i$  we have that  $K_i(0) = K_{i0}$  is the initial private stock of productive capital and the output level of each group  $Y_i(t) > 0$  is a positive constant. We will now verify that this hypothesized program (9) indeed satisfies the optimality conditions of the non-cooperative Nash equilibrium (5)-(6) as well as (1)-(2). Since investment is constant in such a program, output of each faction  $Y_i(t) = sY_i(t) + C/N$  and aggregate output  $Y \equiv \sum_{i=1}^N Y_i = sY + C = C/(1-s)$  are constant as well. Making use of the political Hotelling rule (7) and the production function in (2), we obtain

$$(10) \quad \frac{\dot{p}}{p} = \frac{\dot{Y}}{Y} - \frac{\dot{R}}{R} = -\left(\frac{1-\beta}{\beta}\right)\frac{\dot{Y}}{Y} + \left(\frac{\alpha}{\beta}\right)\frac{\dot{K}}{K} = \frac{\alpha Y + \xi^*(N-1)}{K},$$

which gives the savings rate of each group as a diminishing function of aggregate output:

$$(11) \quad s \equiv \frac{\dot{K}}{Y} = \beta \left[ 1 + \frac{\xi^*(N-1)}{\alpha Y} \right] \geq \beta.$$

This is a political variant of the Hartwick rule, which says that a fractionalized economy with insecure property rights saves more than its natural resource rents. This wedge in the political Hartwick rule is bigger in societies with lower levels of output, worse property rights and a larger number of rival factions. The apolitical Hartwick rule, in contrast, applies to a homogenous society or one with perfect property rights and states that all revenues from natural resource should be reinvested, so that  $s = \beta$ . We note from (10) and  $R = Y^{1/\beta} K^{-\alpha/\beta}$  that

$$(12) \quad \frac{\dot{R}}{R} = -\frac{\alpha}{\beta} \frac{\dot{K}}{K} = -\frac{\alpha s Y}{\beta K} \quad \text{or} \quad \dot{R}(t) = -\left(\frac{\alpha}{\beta}\right) s Y^{\frac{1+\beta}{\beta}} (K_0 + s Y t)^{-\left(\frac{\alpha+\beta}{\beta}\right)}.$$

Integrating (12) and solving for the aggregate level of natural resource depletion yields

$$(12') \quad R(t) = R(0) - \left[ K_0^{-\alpha/\beta} - (K_0 + s Y t)^{-\alpha/\beta} \right] Y^{1/\beta} = (K_0 + s Y t)^{-\alpha/\beta} Y^{1/\beta},$$

where the second identity follows from using the production function. The equilibrium solution must asymptotically deplete all natural resources, since any unused resources can be used to boost

the sustainable level of consumption of any group. The solution must thus satisfy (1') with equality. Using the aggregate version of (12'),  $\int_0^\infty R(t)dt = S_0$ , this implies that

$$(13) \quad S_0 = Y^{\frac{1}{\beta}} \int_0^\infty (K_0 + sYt)^{-\alpha/\beta} dt = \left( \frac{\beta}{\alpha - \beta} \right) \frac{Y^{\frac{1-\beta}{\beta}}}{sK_0^{\frac{\alpha-\beta}{\beta}}}.$$

Equation (13) yields the aggregate level of output and, using  $R(0) = Y^{1/\beta} K_0^{-\alpha/\beta}$ , also aggregate use of natural resources, both as increasing functions of the savings rate:

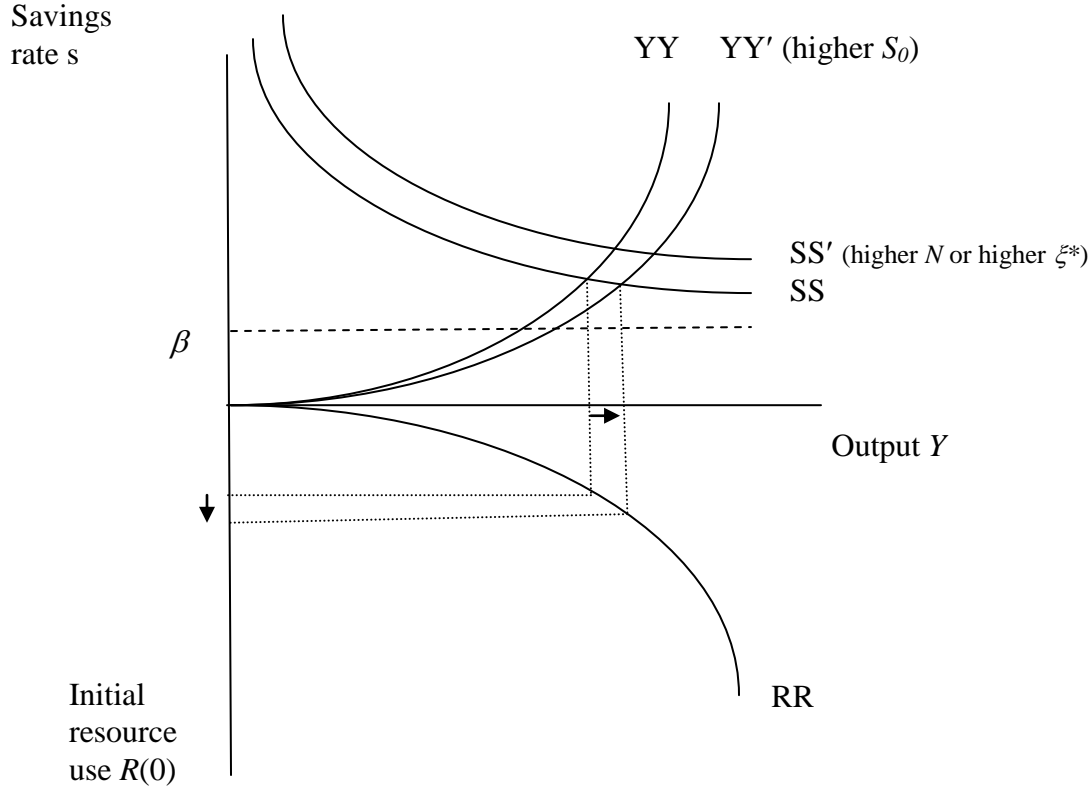
$$(14) \quad Y = \left[ s \left( \frac{\alpha - \beta}{\beta} \right) K_0^{\frac{\alpha-\beta}{\beta}} S_0 \right]^{\frac{\beta}{1-\beta}} \quad \text{and} \quad R(0) = \left[ s \left( \frac{\alpha - \beta}{\beta} \right) K_0^{-(1-\alpha)} S_0 \right]^{\frac{1}{1-\beta}}.$$

A higher initial stock of natural resources permits a higher level of output and thus necessitates a higher level of initial resource depletion. A higher stock of productive capital also permits more production, but requires a lower level of initial resource depletion. A higher savings rate boosts output and thus boosts initial resource use as well.

The Nash equilibrium solution can be obtained by solving (11) and (14). Figure 1 uses the downward-sloping savings locus (11) denoted by SS and the upward-sloping output locus (14) indicated by YY together with the initial resource use locus RR defined by  $R(0) = Y^{1/\beta} K_0^{-\alpha/\beta}$  to solve for the equilibrium savings rate, aggregate output and the initial rate of resource depletion. We see that a higher initial stock of capital or higher initial reserves of natural resources allows higher levels of production, for a given savings rate, and thus shifts out the output locus. As a result, the economy ends up with a higher level of output, a lower savings rate and a higher level of sustainable consumption. We see that a bigger initial stock of natural resources boosts the initial rate of resource depletion and lifts up the whole trajectory of resource depletion while a higher initial stock of productive capital can be shown to reduce the initial rate of natural resource depletion. On the other hand, more competing factions in society or less secure property rights on natural resources drive a wedge in the political Hartwick rule (11) and thus shift up the saving locus. It follows that society ends up with a higher savings rate and a higher level of output. Despite the higher output, a more fractionalized society or a society with less secure property rights sustains a lower level of consumption. It is also clear that the initial

rate of natural resource depletion is higher, which is a consequence of the more rapid increase in natural resource prices and more rapacious resource depletion.

**Figure 1: Solving for aggregate output, initial resource use and the savings rate**



**Key:** More fractions or less secure property rights shift the savings locus from  $SS$  to  $SS'$ , so the savings rate, output and initial resource use increase. A higher stock of initial natural resource reserves shifts the output locus  $YY$  to  $YY'$ , so the savings rate falls while output and initial resource use increase.

We now establish the properties of the Nash equilibrium solution more formally.

**Proposition 1:** The open-loop Nash equilibrium solution is characterized by a constant savings rate and constant levels of sustainable consumption and output:

$$(15) \quad s = s\left(\bar{K}_0^-, \bar{S}_0^-, \xi^{*+}, N^+\right), \quad Y = Y\left(K_0^+, S_0^+, \xi^{*+}, N^+\right) \quad \text{and} \quad C = C\left(K_0^+, S_0^+, \xi^{*-}, N^-\right).$$

The transformation of exhaustible natural resources into productive capital to sustain constant levels of consumption and production requires a declining stock of natural resource reserves,

$$(16) \quad S(t) = S_0 \left[ \frac{K_0 + Y\left(\xi^+, N^+\right)t}{K_0} \right]^{-\left(\frac{\alpha-\beta}{\beta}\right)} \rightarrow 0 \quad \text{as } t \rightarrow \infty,$$

and a linearly increasing trajectory of the aggregate capital stock

$$(17) \quad K(t) = K_0 + Y\left(\xi^+, N^+\right)t,$$

where  $sY \equiv Y\left(\xi^+, N^+\right)$  denotes national savings. The declining path of natural resource use is:

$$(18) \quad R(t) = \left[ K_0 + Y\left(\xi^+, N^+\right)t \right]^{-\left(\frac{\alpha}{\beta}\right)} Y\left(K_0^+, S_0^+, \xi^+, N^+\right)^{\frac{1}{\beta}} \quad \text{with } R(0) = R\left(K_0^-, S_0^+, \xi^+, N^+\right)$$

Prices of natural resources  $p = \beta Y/R$  increase forever; initially they increase at a faster pace than the market rate of interest, especially if  $\xi^*(N-1)$  is large, but this wedge vanishes asymptotically:

$$(19) \quad p(t) = \beta Y\left(K_0^+, S_0^+, \xi^+, N^+\right)^{1-1/\beta} \left[ K_0 + Y\left(\xi^+, N^+\right)t \right]^{\alpha/\beta} \quad \text{and}$$

$$\frac{\dot{p}(t)}{p(t)} = r(t) + \frac{\xi^*(N-1)}{K(t)} = \frac{\alpha Y\left(\xi^+, N^+\right)}{\beta \left[ K_0 + Y\left(\xi^+, N^+\right)t \right]}.$$

The initial price of natural resources is given by:

$$(20) \quad p(0) = P\left(K_0^+, \bar{S}_0, \bar{\xi}^*, \bar{N}\right).$$



The rate of interest  $r = \alpha Y/K$  declines over time and vanishes asymptotically. The signs of the partial derivatives given in (15)-(20) indicate the comparative statics.

**Proof:** By construction the solution (15)-(20) satisfies the depletion equations (1) and (1'), the capital accumulation equations (2) and the first-order conditions (5): (15) follows from solving (11) and (14); (16) follows from integrating (18); (17) comes from substituting the solutions for  $s$  and  $Y$  into (9); (18) is derived from substituting the solution for  $R(0)$  into (12'); (16) is obtained by integrating (18) using (1') and making use of (13) and  $R(0) = Y^{1/\beta} K_0^{-\alpha/\beta}$ ; (19) comes from substituting (15) and (17) into (7) and making use of (11); and (20) follows immediately from

$$p(0) = \beta Y / R(0) = K_0^\alpha R \left( \bar{K}_0, \bar{S}_0, \bar{\xi}^*, \bar{N} \right)^{-(1-\beta)}. \text{ We note from (17) that the transversality}$$

condition (6) on the  $K_i$ ,  $i=1, \dots, N$  is satisfied provided  $\rho = r^* > 0$ . The transversality condition (6) on the resource stocks are also satisfied, since from (16) we see that  $S(t)$  vanishes as  $t \rightarrow \infty$ . We have thus established that the hypothesized solution is an open-loop Nash equilibrium solution. To establish the comparative statics properties, we totally differentiate (11) and (14) and solve to obtain:

$$\begin{aligned} \Delta dY &= \left( \frac{\alpha - \beta}{1 - \beta} \right) \left( \frac{Y}{K_0} \right) dK_0 + \left( \frac{\beta}{1 - \beta} \right) \left( \frac{Y}{S_0} \right) dS_0 + \left( \frac{\beta^2}{\alpha s (1 - \beta)} \right) d[\xi^* (N - 1)] \\ \Delta ds &= - \left( \frac{\beta \xi^* (N - 1)}{\alpha Y^2} \right) \left[ \left( \frac{\alpha - \beta}{1 - \beta} \right) \left( \frac{Y}{K_0} \right) dK_0 + \left( \frac{\beta}{1 - \beta} \right) \left( \frac{Y}{S_0} \right) dS_0 \right] + \left( \frac{\beta}{\alpha Y} \right) d[\xi^* (N - 1)], \end{aligned}$$

where  $\Delta \equiv 1 + [\beta^2 \xi^* (N - 1)] / [\alpha s Y (1 - \beta)] \geq 1$ . For  $C = (1 - s)Y$ ,  $sY$  and  $R(0) = Y^{1/\beta} K_0^{-\alpha/\beta}$  we get:

$$\begin{aligned} \Delta dC &= \left( \frac{1 - s}{1 - \beta} + \frac{\beta \xi^* (N - 1)}{\alpha Y (1 - \beta)} \right) \left[ (\alpha - \beta) \frac{dK_0}{K_0} + \beta \frac{dS_0}{S_0} \right] - \left[ \frac{\beta (s - \beta)}{\alpha (1 - \beta)} \right] d[\xi^* (N - 1)] \\ \Delta dY &= \left( \frac{s}{1 - \beta} - \frac{\beta \xi^* (N - 1)}{\alpha Y (1 - \beta)} \right) \left[ (\alpha - \beta) \frac{dK_0}{K_0} + \beta \frac{dS_0}{S_0} \right] + \left[ \frac{\beta}{\alpha (1 - \beta)} \right] d[\xi^* (N - 1)] \\ \Delta dR(0) &= - \left\{ \left( \frac{1 - \alpha}{1 - \beta} \right) + \left( \frac{\alpha}{\beta} \right) (\Delta - 1) \right\} R(0) \left( \frac{dK_0}{K_0} \right) + \left( \frac{R(0)}{1 - \beta} \right) \left( \frac{dS_0}{S_0} \right) + \left( \frac{\beta R(0)}{\alpha s Y (1 - \beta)} \right) d[\xi^* (N - 1)]. \end{aligned}$$

where we note from (11) that the first term in brackets on the right-hand side of the equation for  $\Delta dY$  vanishes. Given that  $\alpha > \beta$ , the signs of the partial derivatives in (15)-(20) follow immediately from these expressions.  $\square$

We only have a meaningful solution with positive levels of aggregate consumption, output and saving/investment while natural resource reserves decline if capital is more important in production than natural resources. If  $\alpha < \beta$ , output cannot be sustained at a constant level with a finite stock of natural resources even if all of output is saved. Consequently, private consumption eventually vanishes.<sup>13</sup> We thus assume  $\alpha > \beta$ . The levels of aggregate consumption and output that can be sustained are then larger if the initial stock of private assets and common stock of natural reserves are higher. The initial natural resource price is low if the initial stock of natural resource reserves is high and the initial capital stock is low. Over time, natural resource prices increase. This induces continuous factor substitution, so that gradually the capital stock grows and the use of natural resources declines. Furthermore, we see from (19) that both the initial natural resource price and its rate of increase are higher while initial resource depletion is also higher in a more fractionalized society.

Armed with proposition 1, we can characterize the non-cooperative equilibrium outcome precisely. Before we discuss this in more detail, we briefly review the apolitical Hotelling and Hartwick rules and equilibrium outcomes that prevail in a society with no rival factions (i.e., with  $N=1$ ). These are also the outcomes that prevail under a social planner (see Solow (1974)) or in a heterogeneous society with perfectly secure property rights ( $N > 1$  and  $\xi^* = 0$ ).

### 5. Benchmark: Secure Property Rights or No Rival Factions

Consider a homogenous society without any rival factions or a heterogeneous society with perfect property rights. In that case, either  $N = 1$  or  $\xi^* = 0$  and (11) and (14) imply that

$$(21) \quad s = \beta, \quad Y = \left[ (\alpha - \beta) S_0 K_0^{\frac{\alpha - \beta}{\beta}} \right]^{\frac{\beta}{1 - \beta}} \quad \text{and} \quad C = (1 - \beta) \left[ (\alpha - \beta) S_0 K_0^{\frac{\alpha - \beta}{\beta}} \right]^{\frac{\beta}{1 - \beta}}.$$

The saving rate of a homogenous society thus equals the share of natural resources in value added  $\beta$ . Hence, the value of depleted natural resources is fully saved and invested (i.e.,  $pR = \beta Y = sY$ ). This is the celebrated Hartwick rule. Genuine saving is zero when there are no rival factions or property rights are perfect:

---

<sup>13</sup> Natural resources are also essential if physical capital depreciates in a radioactive manner, but not if depreciation is linear or proportional to output.

$$(22) \quad s_G(t) \equiv \frac{\dot{K}(t) + p(t)\dot{S}(t)}{Y(t)} = \frac{\beta Y(t) - p(t)R(t)}{Y(t)} = 0.$$

The Hartwick rule thus requires that the depletion of natural wealth is exactly compensated by accumulation of physical capital, hence genuine saving is zero. By transforming exhaustible natural resources into productive capital, the country sustains constant levels of consumption, output and investment.<sup>14</sup> Investment in capital is positive and compensates exactly for the loss in natural wealth.<sup>15</sup> The value of natural resources extracted at each point of time  $pR$  does not change over time, since the depletion level of resources falls at exactly the same rate as the price of resources appreciates. This rate is, of course, the market interest rate in a homogenous society, which declines over time and vanishes asymptotically ( $\dot{p}/p = -\dot{R}/R = r$ ).

## 6. A Fractionalized Society with Insecure Property Rights

A fractionalized society with insecure property rights saves more than the natural resource rents, so the saving rate exceeds  $\beta$ . The savings rate is high if there are many rival factions and less secure property rights. The upward bias in the savings rate is less if aggregate output is high or, alternatively, if the initial stocks of natural resource reserves and productive capital are high. The constant level of output is higher in more fractionalized societies with less secure property rights.<sup>16</sup> Nevertheless, due to the higher savings rate, consumption is less with rival factions and imperfect property rights. The inefficient allocation in this economy arises from the lack of fully effective property rights for natural resources. It can thus be seen from equations (16) and (18) that in a fractionalized society with insecure property rights each group thus extracts natural resources at a too fast a pace,

---

<sup>14</sup> In a competitive market economy without externalities constant genuine saving corresponds to constant instantaneous utility and thus constant consumption (Dixit et al. 1980). More generally, Hamilton and Withagen (2007) demonstrate that prescribing genuine saving as a constant positive fraction of output yields a path with unbounded consumption and higher wealth than the standard Hartwick rule of zero genuine saving and constant consumption.

<sup>15</sup> Capital grows ad infinitum while the interest rate and the depletion rate decline to zero. If positive total factor productivity growth is introduced, there may be a steady state with a positive interest rate and a positive depletion rate as discussed in Dasgupta and Heal (1974).

<sup>16</sup> It may seem odd that theory predicts that output is higher in fractionalized resource-rich societies with insecure property rights, because many of those economies have bad economic performance and are poor. However, those economies often also suffer from bad institutions, macroeconomic mismanagement, and high volatility of export commodity prices which tend to worsen economic performance (Poelhekke and van der Ploeg, 2009).

$$(23) \quad \dot{S}(t) / S(t) = -R(t) / S(t) = Y \left( K_0^+, S_0^+, \xi^*, N^+ \right)^{\frac{1}{\beta}} / S_0 > Y \left( K_0^+, S_0^+, \xi^0, 1^+ \right)^{\frac{1}{\beta}} / S_0,$$

and hence saves and invests too much and consumes too little. Rapacious rent seeking thus hurts consumption by the members of each group and harms social welfare.

Since our use of the Cobb-Douglas production function implies that the demand for natural resources (i.e.,  $R(t) = \beta Y/p(t)$ ) is iso-elastic, natural resource revenues  $p R = \beta Y$  stay constant all the time and are higher if the number of rival factions is higher. The interest rate is initially higher and then falls more rapidly in a fractionalized society. As a result, natural resource wealth defined as the present value of current and future resource rents is given by:

$$(24) \quad \int_0^{\infty} p(t)R(t) \exp[-\int_0^t r(v)dv] dt = \beta Y \int_0^{\infty} \exp\left[-\int_0^t \left(\frac{\alpha Y}{K_0 + sYv}\right) dv\right] dt$$

$$= \beta Y \int_0^{\infty} \left(\frac{K_0}{K_0 + sYt}\right)^{\frac{\alpha}{s}} dt = \left(\frac{\beta}{\alpha - s}\right) K_0$$

provided that  $\alpha > s$ . Natural resource wealth is higher if the number of rival factions is higher and property rights are less secure (as then  $s$  is higher). Note that the value of selling all reserves at once (i.e.,  $p(0)S_0$ ) falls short of the present value of current and future oil revenues in fractionalized societies with imperfect property rights, since using  $p(0) = \beta Y / R(0) = \beta K_0^{\alpha} R(0)^{\beta-1}$  and substituting  $R(0)$  from (14) and then comparing with (24) we obtain

$$(25) \quad p(0)S_0 = \left[\frac{\beta^2}{s(\alpha - \beta)}\right] K_0 \leq \int_0^{\infty} p(t)R(t) \exp[-\int_0^t r(v)dv] dt = \left(\frac{\beta}{\alpha - s}\right) K_0.$$

We thus see that in homogenous societies or in fractionalized societies with perfect property rights, the market value of the initial stock of natural resource reserves exactly equals the present value of current and future resource revenues (as then  $s = \beta$  and (25) holds with equality). However, if there are competing factions and property rights on natural resources are badly defined, the savings rate is higher than predicted by the Hartwick rule ( $s > \beta$ ) and depletion of natural resources is rapacious as indicated by (23). This too rapid selling off of natural resource reserves is triggered by the value of resource reserves in the ground being less than the present discounted value of all current and future resource revenues.

Total wealth consists of financial capital, human wealth (i.e., the net present value of the return on the fixed factor)<sup>17</sup> and natural resource wealth. Human wealth is proportional to natural resource wealth and equals  $(1-\alpha-\beta)K_0 / (\alpha-s)$ . Total initial wealth can thus be written as

$$(26) \quad K_0 + \left( \frac{1-\alpha-\beta}{\alpha-s} \right) K_0 + \left( \frac{\beta}{\alpha-s} \right) K_0 = \left( \frac{1-s}{\alpha-s} \right) K_0 = \int_0^\infty C \exp\left[-\int_0^t r(v)dv\right] dt > K_0.$$

It thus follows that resource wealth, human wealth, and total wealth are all higher in a fractionalized society with insecure property rights (and thus a too high value of  $s$  from a social optimum perspective). Hence, the present discounted value of the stream of current and future sustainable consumption which exactly equals total initial wealth must be lower in such a society as well. Interestingly, (26) and proposition (1) indicate that fractionalization and less secure property rights boosts the savings rate and thus boost total initial wealth. Still, we know from (15) that consumption decreases if there are more rival factions and property rights become less secure. The reason is that the propensity to consume out of initial total wealth,

$$(26') \quad \frac{C(t)}{\left( \frac{1-s}{\alpha-s} \right) K_0} \equiv \Theta = \frac{1}{\int_0^\infty \exp\left[-\int_0^t r(v)dv\right] dt} = (\alpha-s)s^{\frac{\beta}{1-\beta}} \left[ \left( \frac{\alpha-\beta}{\beta} \right) S_0 \right]^{\frac{\beta}{1-\beta}} K_0^{\frac{\alpha-1}{1-\beta}},$$

is lower in a fractionalized society with insecure property rights.<sup>18</sup> In fact, this more than offsets the higher total initial wealth. Hence, consumption is lower despite higher initial total wealth. The intuition is as follows. Even though the interest rate is initially higher, it falls more rapidly in a fractionalized society and eventually becomes less than in a homogenous society. Consequently, the present value of the lower level of the stream of constant consumption levels is higher despite the lower level of sustainable consumption. Finally, despite natural resource reserves being depleted all the time, natural resource wealth, human wealth, financial wealth and thus total wealth increase throughout as the capital stock rises and the interest rate falls as time proceeds.

---

<sup>17</sup> Human wealth can also be interpreted as the value of land, i.e, the present discounted value of land rents.

<sup>18</sup> Note that  $\frac{\partial \Theta}{\partial s} = (\alpha\beta - s) \left( \frac{\alpha-s}{s(1-\beta)} \right) s^{\frac{\beta}{1-\beta}} \left[ \left( \frac{\alpha-\beta}{\beta} \right) S_0 \right]^{\frac{\beta}{1-\beta}} K_0^{\frac{\alpha-1}{1-\beta}} < 0$  as  $s > \beta > \alpha\beta$ . Since  $s$  is higher in a fractionalize society with insecurity property rights, it follows that  $\Theta$  must be lower in such a society.

## 7. Genuine Saving in Resource-Rich Economies with Market Failures

The economy with competing factions has an imperfect mechanism for resource allocation and thus yields an inefficient allocation with too rapid extraction and too low levels of consumption from a social point of view. One can then apply the theoretical framework for national accounting in economies with imperfect allocation mechanisms developed by Dasgupta and Mäler (2000), Dasgupta (2001b) and Arrow, Dasgupta and Mäler (2003) to our economy. They show that the sign of the genuine saving indicator in a model with two capital goods (not unlike the present model) depends on the accounting price of the natural resource in terms of capital. This accounting price equals the relative effect of a marginal increase in the initial stock of natural resources on the social objective function divided by the relative effect of a marginal increase in the initial capital stock on the social objective function.

In our model all groups in society have a Rawlsian maxi-min objective function. Since we know that the intertemporal preferences of all groups are aligned, the social objective function will be maxi-min as well. Equation (15) gives an expression for sustainable consumption  $C(K_0, S_0, \xi^*, N)$ , which indicates social welfare. Since only the relative price matters, the numeraire for the social welfare indicator does not matter. The appropriately corrected accounting price of natural resources,  $p_G(0)$ , to be used in calculating genuine saving is thus given by

$$(27) \quad p_G(0) \equiv \frac{\partial C(K_0, S_0, N) / \partial S_0}{\partial C(K_0, S_0, N) / \partial K_0} = \left( \frac{\beta}{\alpha - \beta} \right) \frac{K_0}{S_0},$$

where the partial derivatives in the proof of proposition 1 have been used to derive (27). Following Arrow, Dasgupta and Mäler (2003), we define the genuine savings ratio as  $s_G(0) \equiv [\dot{K}(0) + p_G(0)\dot{S}(0)] / Y(0)$  and prove that it is zero.

**Proposition 2:** Genuine saving is zero in fractionalized societies with insecure property rights.

**Proof:** We use (1) and (11) and then substitute (27) to write

$$s_G(0) = [sY(K_0, S_0, N) - p_G(0)R(0)] / Y(0) = s - \left( \frac{\beta}{\alpha - \beta} \right) \frac{K_0 R(0)}{Y(0) S_0}.$$

Substituting  $Y(0) = K_0^\alpha R(0)^\beta$  and  $R(0)$  from (14), we obtain  $s_G(0) = 0$ . □

It is interesting to note that, if the welfare-based accounting price is used to value the stock of natural resource reserves, the value of reserves under the ground thus calculated exactly equals the present discounted value of current and future natural resource revenues,

$$(25') \quad p_G(0)S_0 = \int_0^{\infty} p(t)R(t) \exp[-\int_0^t r(v)dv]dt = \left( \frac{\beta}{\alpha - s} \right) K_0 \geq p(0)S_0,$$

whereas (25) indicates that the market values of reserves falls short of that. We also note that the *accounting* price  $p_G(0)$  as function of the relative stock of physical capital to natural resources for a fractionalized society with insecure property rights is exactly the same as the *market* price of natural resource in a *homogenous* society or in a society with perfectly secure property rights, that

$$\text{is } p(0) = \left[ \frac{\beta^2}{s(\alpha - \beta)} \right] \frac{K_0}{S_0} \leq p_G(0) \text{ and equals (27) only if } N = 1, \xi^* = 0 \text{ and thus } s = \beta \text{ from (11).}$$

This reflects that the trajectory of physical capital and natural resource in  $(K,S)$ -space are exactly the same in the homogenous and fractionalized societies. This is why genuine saving is zero and not negative and why development in this economy with competing factions and insecure property rights on natural resources is sustainable. The problem from a social perspective is that movement along this trajectory is too fast in a fractionalized society, thus leading to an inefficiently low constant level of sustainable consumption. Hence, both the rate of depletion of natural resources and the rate of investment occur are too high and are the same, so that genuine saving will be zero while the level of sustainable consumption is too low.<sup>19</sup>

The World Bank (2006) calculates, however, its empirical estimate of ‘genuine saving’ with the *actual* market price, hence it is now more appropriately called ‘adjusted net saving’. Arrow, Dasgupta and Mäler (2003) stress that relying on market observables to infer social welfare can be misleading in imperfect economies. Expression (25') implies that, if the World Bank uses the market price  $p(0)$  with  $N > 1$  and  $\xi^* > 0$  instead of the welfare-based accounting price  $p_G(0)$  (i.e.,  $p(0)$  with  $N = 1$  or  $\xi^* = 0$ ), it would use too low prices as the accounting price  $p_G(0)$  that should be used for calculating genuine saving is higher than the market price  $p(0)$ , especially if there are many competing factions and property rights are more insecure.<sup>20</sup> Hence,

---

<sup>19</sup> This result is independent of the particular parameterization linking property rights to the capital stock, since the result of zero genuine saving is also obtained in a model where rival groups are tapping a common natural resource with no property rights at all (van der Ploeg, 2010).

<sup>20</sup> With  $\alpha = 0.4$ ,  $\beta = 0.1$  (0.3) and  $N = 5$ , the accounting price should be a half (quarter) of the market price.

the World Bank estimates of adjusted net saving would in our framework show up as *positive* for a fractionalized society with imperfect property rights:

$$(22') \quad s_G^{WB} = \frac{sY - pR}{Y} = s - \beta = \beta \left[ \frac{\xi^*(N-1)}{\alpha Y} \right] > 0 \text{ if } N > 1 \text{ and } \xi^* > 0.$$

Since Proposition 2 states that the welfare-based measure of genuine saving should be zero, our theory suggests that the World Bank estimates of adjusted net saving over-estimate genuine saving for countries with many rival factions and insecure property rights.

### 8. Puzzle: Biases in Empirical Measures of Genuine Saving

Our game-theoretic analysis has captured some inefficiencies resulting from squabbling about natural resources in economies with fractionalization, insecure property rights and high risks of expropriation.<sup>21</sup> To get a better grasp of our results, consider the *adjusted net saving* figures reported by Hamilton and Hartwick (2005), Hamilton, Ruta and Tajibaeva (2005) and the World Bank (2006).<sup>22</sup> These measures are increasingly used in empirical work on the natural resource curse (e.g., Ding and Field, 2005; Brunnschweiler and Bulte, 2008; Alexeev and Conrad, 2009), so it is important to understand what these figures refer to. Dasgupta and Mäler (2000) show that under a social planner, genuine saving equals the increase in wealth of the nation and that realizing the constant maxi-min level of consumption demands *zero* genuine saving.<sup>23</sup> <sup>24</sup> Proposition 2 shows that zero genuine saving also results in fractionalized economies with insecure property rights provided the welfare-based accounting prices are used. Any depletion of natural resources or damage done by stock pollutants must thus be compensated for by increases in non-human and/or human capital. However, equation (22') suggests that, if societies are

---

<sup>21</sup> Resource-rich countries have indeed poor growth performance after controlling for quality of institutions, openness, the investment rate and initial income per capita (e.g., Sachs and Warner, 2000).

<sup>22</sup> Adjusted net saving is calculated as public and private saving at home and abroad, net of depreciation, *plus* current spending on education to capture changes in intangible human capital *minus* depletion of natural exhaustible and renewable resources *minus* damage of stock pollutants (CO<sub>2</sub> and particulate matter).

<sup>23</sup> In fact, Dasgupta (2001a) shows that wealth per capita is the correct measure of social welfare if the population growth rate is constant, per capita consumption is independent of population size, production has constant returns to scale, *and* current saving is the present value of future changes in consumption.

<sup>24</sup> The Hartwick rule is related to Hicksian real income. Asheim and Weitzman (2001) and Sefton and Weale (2006) show that the rule ensures no change in the present discounted value of current and future utility and requires use of the Divisia index of real consumption prices. Capital gains represent the capitalization of the future changes in factor prices and thus constitute a transfer from one factor to another. In the closed economy net gains are zero and should not be included in real income.



fractionalized with badly defined property rights as is the case for many resource-rich countries, the World Bank estimates of adjusted net saving using market rather than accounting prices should yield positive figures even though the corresponding welfare-based estimates of genuine saving will be zero.

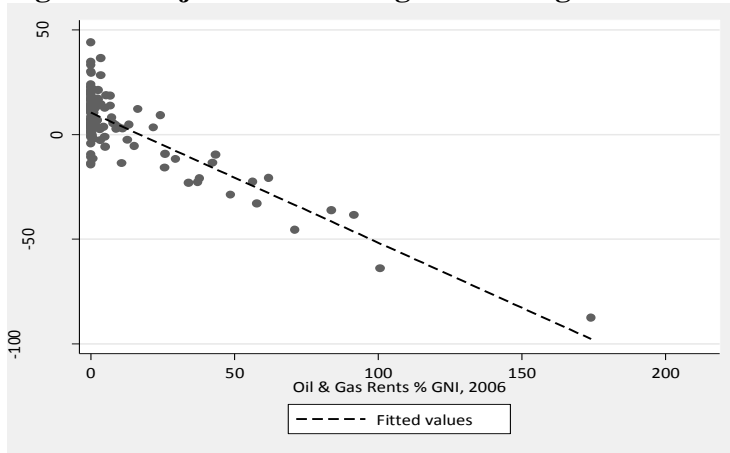
Looking at the latest available estimates of adjusted net savings calculated by the World Bank, namely for the year 2006, restricting attention to natural resources that are prone to seepage, namely oil and gas, and leaving out other resources which are not prone to seepage (minerals, coal, forestry, etc.), the scatter diagram and estimated regression line in figure 2 indicate that countries with a large percentage of oil and gas rents of GNI typically have *negative* adjusted net saving rates.<sup>25</sup> Many countries thus become poorer each year despite have abundant natural resources. They squander their natural resource wealth without investing sufficiently in other forms of intangible or productive wealth. This may explain why oil-rich Venezuela enjoyed negative economic growth while Botswana, Ghana and China with positive adjusted net saving rates benefit from substantial growth. Highly resource-dependent Nigeria and Angola have adjusted net saving rates of minus 30 percent, thus impoverishing future generations. The oil/gas states of Azerbaijan, Kazakhstan, Uzbekistan, Turkmenistan and the Russian Federation also have negative adjusted net saving rates. Venezuela, Trinidad and Tobago and Gabon might have been as wealthy as South Korea if they would have reinvested their resource rents. All these countries (except Trinidad and Tobago) have suffered declines in per capita income from 1970 to 2000.

Our theory suggests that true figures of genuine saving are likely to be more negative in fractionalized societies with poor property rights. Indeed, figure 3 suggests that countries with a share of oil & gas rents greater than 20 percent have more negative adjusted net saving rates if they have a high degree of ethnic fractionalization. Internal conflict and high levels of corruption are also associated with negative adjusted net saving rates in resource-rich countries. Our theory also suggests that investment rates are higher in resource-rich economies that are more fractionalized and have less secure property rights, and the weak correlation reported in figure 4 is not inconsistent with this hypothesis. Much of this investment may not only be excessive but also of bad quality. For example, politicians may have incentives to invest too much in partisan poor-quality projects ('white elephants') to prevent potential rivals spending the resource revenues once they get booted out of office (e.g., Robinson and Torvik, 2005; Collier, et al., 2010).

---

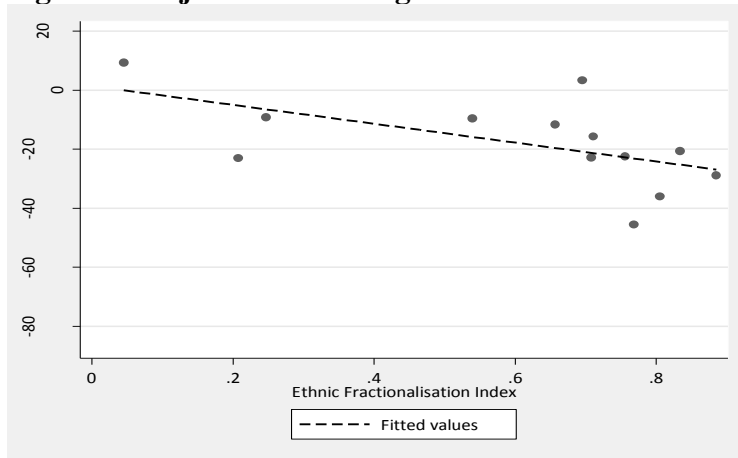
<sup>25</sup> The stylized facts look qualitatively the same when we use 2003 data or when we include a broader measure of natural resources consisting of bauxite, copper, iron ore, lead, zinc, phosphates, silver, gold, brown coal, hard coal, tin, and nickel as well.

**Figure 2: Adjusted net saving and oil & gas rents**



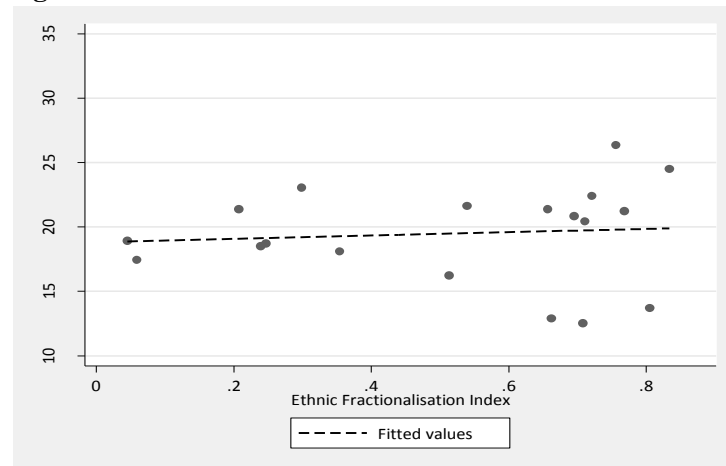
Source: World Development Indicators

**Figure 3: Adjusted net saving and ethnic fractionalization in resource-rich countries**



Source: International Country Risk Guide and World Bank Development Indicators

**Figure 4: Gross investment and ethnic fractionalization in resource-rich countries**



Source: International Country Risk Guide and World Bank Development Indicators

The negative adjusted net saving rates reported by the World Bank for resource-rich countries are cause for concern, especially as the true figures are even more negative once we allow countries having group rivalry and insecure property rights. In the real world, rapacious resource depletion may go hand in hand with excessive reinvestment of resource rents, possibly of a poor quality. Many of the poorest resource-rich countries can thus not sustain consumption, especially if they also need to save to fight off high population growth rates and declining wealth per capita (e.g., World Bank 2006, Table 5.2). Such countries need *positive* rather than *zero* genuine saving to maintain constant consumption per head, since they are on a treadmill and need to save more than their resource rents. Unfortunately, adjusted net saving World Bank estimates suggest that they rarely manage that.

Although our theory explains rapacious resource depletion, excessive investment and poor economic performance, it does not explain the stylized fact of negative genuine saving. One possibility is that countries save less than their natural resource rents and postpone extraction if they anticipate future world prices of resources to rise as discussed in Asheim (1986, 1996) and Vincent, Panayotou and Hartwick (1997). But Hamilton and Bolt (2004) show that the adjustments to allow for changes in future resource prices are small if historical price trends are extrapolated. If resource-rich countries expect the future cost of natural resource extraction<sup>26</sup> or future government spending to fall, it is also optimal to have negative genuine saving rates. An alternative explanation is that fighting about natural resources induces corruption and erosion of the legal system. This discourages saving and investment in productive capital as in Hodler (2006). Infighting about natural resources is further exacerbated by shortsighted politicians.

## 9. Conclusion

What happens to national saving and investment if legal systems function badly and rival groups deplete exhaustible natural resources with imperfectly defined property rights? With perfect property rights, the country would transform its exhaustible resources into productive capital by reinvesting all resource rents (the Hartwick rule) and thus sustain constant levels of consumption and output. The rate of appreciation of the price of natural resources would equal the interest rate (the Hotelling rule), which gradually decreases over time as the capital stock grows. Resources are depleted steadily, but natural resource wealth increases throughout nevertheless. Matters are

---

<sup>26</sup> US historical experience suggests that under the right circumstances anticipated falls in extraction costs and thus the downward effect on the nation's saving is substantial. US supremacy as mineral producer was driven by big falls in exploration costs from the mid-nineteenth to mid-twentieth century, collective learning, leading education in mining/engineering/metallurgy, increasing returns, private initiative and an accommodating legal environment; see Habbakuk (1962) and David and Wright (1997).

very different in a fractionalized society with insecure property rights. Although the country still manages to sustain constant levels of consumption and output, these levels are sub-optimally low. Imperfect property rights induce common-pool externalities, which drive the rate of appreciation of the price of natural resources at a too high a pace. The rapacious depletion that ensues is driven by the value of resource reserves in the ground being less than the present discounted value of current and future resource revenues. Substitution of natural resources for productive capital thus occurs too fast, the saving and investment rates are too high, and extraction of natural resources too rapid compared with the social optimum. Despite resource wealth, human wealth and total wealth being higher, sustainable consumption is lower. The reason is that the propensity to consume out of total wealth is sufficiently lower to offset the higher total wealth. People really are worse off in terms of having to make to do with a lower level of sustainable consumption, especially in countries with a large degree of fractionalization and poor legal systems.

Our theory predicts *zero* genuine saving rates even in fractionalized societies with imperfect property rights. The reason is that both the rate of depletion of natural resources and the rate of investment in productive capital occur too fast and at the same rate, thus genuine saving is zero yet the level of sustainable consumption is lower. Adjusted net saving indicators for many resource-rich countries as calculated by the World Bank are actually *negative*, and the true figures will be even more negative as true *accounting* prices (i.e., the market prices that would prevail in a society with perfect property rights) rather than the lower *market* prices should be used when calculating genuine saving. This is a real worry, especially for countries which should be saving more than their resource rents to cope with high population growth rates.

The challenge for future research is thus to offer political economy explanations of why genuine saving rates in many resource-rich economies are *negative* even though erosion of the legal system and the resulting infighting about natural resources boosts the saving and investment rate while leaving genuine saving unaffected. In practice, however, natural resource revenues may be siphoned off by the political elite and their cronies and thus not reach the people. Furthermore, natural resource bonanzas may induce exuberant, unsustainable public spending, based on the erroneous premise that windfall natural resource revenues are permanent, and painful adjustments when the windfall ceases. Also, property rights may depend not only on the aggregate capital stock, but also on whether the capital stock of one group is bigger than that of rival groups which may enable the group to better protect its natural resources but also may make rival groups more apt to steal their resources. Fighting and weapon investments by the various groups would then depend positively on the size of natural resources to be captured and negatively on the opportunity cost of labor when it is not fighting. Wasteful fighting and

investment in weapons may well lead to negative genuine saving rates. Finally, politicians seek office and grab resource rents for themselves or to pay off political opponents and get away with it due to poor institutions, bad legal systems and poor checks and balances in the political system. Rapacious rent seeking implies that many resource-rich, fractionalized countries with poor legal systems squander their natural resource rents and suffer disastrous economic and social outcomes. It may even be that the extra rents that are not captured are not fully saved and invested, thus leading to negative genuine saving and impoverishment of the country.

## References

- Alexeev, M. and R. Conrad, The elusive curse of oil, *Review of Economics and Statistics* 91 (2009) 3, 586-598.
- Arrow, K.J., P. Dasgupta and K.-G. Mäler, Evaluating projects and assessing sustainable development in imperfect economies, *Environmental and Resource Economics* 26, 4 (2003) 647-685.
- Asheim, G.B., Hartwick's rule in open economies, *Canadian Journal of Economics* 19 (1986) 395-402.
- Asheim, G.B., Capital gains and net national product in open economies, *Journal of Public Economics* 59 (1996) 419-434.
- Asheim, G.B. and M.L. Weitzman, Does NNP growth indicate welfare improvement, *Economics Letters* 73, 2 (2001) 233-239.
- Asheim, G.B. and T. Mitra (2009). Sustainability and discounted utilitarianism in models of economic growth, *Mathematical Social Sciences*, forthcoming.
- Brander, J.A. and M.S. Taylor (1997). International trade and open-access renewable resources: The small open economy case, *Canadian Journal of Economics*, 30, 3, 526-552.
- Brander, J.A. and M.S. Taylor, Open access renewable resources: Trade and trade policy in a two-country model, *Journal of International Economics* 44 (1998) 181-209.
- Brunnschweiler, C. and E. Bulte, The resource curse revisited and revised: a tale of paradoxes and red herrings, *Journal of Environmental Economics and Management* 55 (2008) 3, 248-264.
- Caselli, F., Power struggles and the natural resource curse, mimeo., London School of Economics (2006).
- Caselli, F. and T. Cunningham, Leader behaviour and the natural resource curse, *Oxford Economic Papers*, 61 (2009) 4, 628-650.
- Collier, P., F. van der Ploeg, M. Spence and A.J. Venables, Managing resource revenues in developing economies, *IMF Staff Papers*, to appear (2010).

- Dasgupta, P., *Human Well-Being and the Natural Environment* (Oxford: Oxford University Press, 2001a).
- Dasgupta, P., Valuing objects and evaluating policies in imperfect economies, *Economic Journal* 111, Supplement (2001b) C1-C29.
- Dasgupta, P. and G.M. Heal, The optimal depletion of exhaustible resources, *Review of Economic Studies*, Symposium (1974) 3-28.
- Dasgupta, P. and K.-G. Mäler, Net national product, wealth, and social well-being, *Environment and Development Economics* 5 (2000) 69-93.
- Dasgupta, P.S. and T. Mitra, Intergenerational equity and efficient allocation of exhaustible resources, *International Economic Review* 24 (1983) 133-153.
- David, P.A. and G. Wright, Increasing returns and the genesis of American resource abundance, *Industrial and Corporate Change* 6 (1997) 203-245.
- Ding, N. and B.C. Field, Natural resource abundance and economic growth, *Land Economics* 81 (2005) 3, 496-502.
- Dixit, A.P., P. Hammond and M. Hoel, On Hartwick's rule for regular maximin path of capital accumulation, *Review of Economic Studies* 47 (1980) 551-556.
- Groot, F., C. Withagen and A. de Zeeuw (2003). Strong time-consistency in the cartel-versus-fringe model, *Journal of Economic Dynamics and Control*, 28, 2, 287-306.
- Habbakuk, H.J. , *American and British Technology in the Nineteenth Century* (Cambridge, U.K.: Cambridge University Press, 1962).
- Hamilton, K. and K. Bolt, Resource price trends and development prospects, *Portuguese Economic Review* 3 (2004) 85-97.
- Hamilton, K. and J.M. Hartwick, Investing exhaustible resource rents and the path of consumption, *Canadian Journal of Economics* 38, 2 (2005) 615-621.
- Hamilton, K., G. Ruta and L. Tajibaeva, Capital accumulation and resource depletion: A Hartwick rule counterfactual, *Policy Research Working Paper 3480*, World Bank, Washington, D.C., 2005.
- Hamilton, K. and C. Withagen, Savings growth and the path of utility, *Canadian Journal of Economics* 40, 2 (2007) 703-713.
- Hartwick, J.M., Intergenerational equity and the investing of rents from exhaustible resources, *American Economic Review* 67, 5 (1977) 972-974.
- Hodler, R., The curse of natural resources in fractionalized countries, *European Economic Review* 50 (2006) 1367-1386.
- Hotelling, H., The economics of exhaustible resources, *Journal of Political Economy* 39 (1931) 137-175.

- IMF, Chapter III, Building institutions, World Economic Outlook (Washington, D.C.: International Monetary Fund, 2005).
- Karp, L.S., Social welfare in a common property oligopoly, *International Economic Review* 33 (1992) 353-372.
- Kuralbayeva, K., F. van der Ploeg and A.J. Venables, Management of resource revenues in the CAREC region: the many faces of the natural resource curse, Oxcarre Policy Paper 6, University of Oxford, prepared for the Asian Development Bank (2010).
- Lane, P.R. and A. Tornell, Power, growth and the voracity effect, *Journal of Economic Growth* 1, 2 (1996) 213-241.
- Ploeg, F. van der, Inefficiency of credible strategies in oligopolistic resource markets with uncertainty, *Journal of Economic Dynamics and Control*, 11 (1987) 123-145.
- Ploeg, F. van der, Voracious transformation of a common natural resource into productive capital, *International Economic Review*, May, to appear (2010).
- Ploeg, F. van der and S. Poelhekke, Volatility and the natural resource curse, *Oxford Economic Papers* 61 (2009) 4, 727-760.
- Reinganum, J.F. and N.L. Stokey, Oligopoly extraction of a common property natural resource: The importance of the period of commitment in dynamic games, *International Economic Review* 26 (1985) 1, 161-173.
- Robinson, J.A. and R. Torvik, White elephants, *Journal of Public Economics* 89 (2005) 2-3, 197-210.
- Sachs, J., *Common Wealth. Economics for a Crowded Planet* (London: Allen Lane, 2008).
- Sachs, J.D. and A.M. Warner, Natural resource abundance and economic growth, in G. Meier and J. Rauch, eds., *Leading Issues in Economic Development* (Oxford: Oxford University Press, 2000).
- Sefton, J.A. and M.R. Weale, The concept of income in a general equilibrium, *Review of Economic Studies* 73 (2006) 219-249.
- Solow, R.M., Intergenerational equity and exhaustible resources, *Review of Economic Studies Symposium* (1974) 29-45.
- Tornell, A. and P.R. Lane, The voracity effect, *American Economic Review* 89, 1 (1999) 22-46.
- Vincent, J.R., Th. Panayotou and J.M. Hartwick, Resource depletion and sustainability in small open economies, *Journal of Environmental Economics and Management* 33 (1997) 274-286.
- World Bank, *Where is the Wealth of Nations? Measuring Capital for the 21<sup>st</sup> Century* (Washington, D.C.: International Bank for Reconstruction and Development/World Bank, 2006).

# CESifo Working Paper Series

for full list see [www.cesifo-group.org/wp](http://www.cesifo-group.org/wp)

(address: Poschingerstr. 5, 81679 Munich, Germany, [office@cesifo.de](mailto:office@cesifo.de))

---

- 2917 Thushyanthan Baskaran and Zohal Hessami, Globalization, Redistribution, and the Composition of Public Education Expenditures, January 2010
- 2918 Angel de la Fuente, Testing, not Modelling, the Impact of Cohesion Support: A Theoretical Framework and some Preliminary Results for the Spanish Regions, January 2010
- 2919 Bruno S. Frey and Paolo Pamini, World Heritage: Where Are We? An Empirical Analysis, January 2010
- 2920 Susanne Ek and Bertil Holmlund, Family Job Search, Wage Bargaining, and Optimal Unemployment Insurance, January 2010
- 2921 Mariagiovanna Baccara, Allan Collard-Wexler, Leonardo Felli and Leeat Yariv, Gender and Racial Biases: Evidence from Child Adoption, January 2010
- 2922 Kurt R. Brekke, Roberto Cellini, Luigi Siciliani and Odd Rune Straume, Competition and Quality in Regulated Markets with Sluggish Demand, January 2010
- 2923 Stefan Bauernschuster, Oliver Falck and Niels Große, Can Competition Spoil Reciprocity? – A Laboratory Experiment, January 2010
- 2924 Jerome L. Stein, A Critique of the Literature on the US Financial Debt Crisis, January 2010
- 2925 Erkki Koskela and Jan König, Profit Sharing, Wage Formation and Flexible Outsourcing under Labor Market Imperfection, January 2010
- 2926 Gabriella Legrenzi and Costas Milas, Spend-and-Tax Adjustments and the Sustainability of the Government's Intertemporal Budget Constraint, January 2010
- 2927 Piero Gottardi, Jean Marc Tallon and Paolo Ghirardato, Flexible Contracts, January 2010
- 2928 Gebhard Kirchgässner and Jürgen Wolters, The Role of Monetary Aggregates in the Policy Analysis of the Swiss National Bank, January 2010
- 2929 J. Trent Alexander, Michael Davern and Betsey Stevenson, Inaccurate Age and Sex Data in the Census PUMS Files: Evidence and Implications, January 2010
- 2930 Stefan Krasa and Mattias K. Polborn, Competition between Specialized Candidates, January 2010
- 2931 Yin-Wong Cheung and Xingwang Qian, Capital Flight: China's Experience, January 2010



- 2932 Thomas Hemmelgarn and Gaetan Nicodeme, The 2008 Financial Crisis and Taxation Policy, January 2010
- 2933 Marco Faravelli, Oliver Kirchkamp and Helmut Rainer, Social Welfare versus Inequality Concerns in an Incomplete Contract Experiment, January 2010
- 2934 Mohamed El Hedi Aroui and Christophe Rault, Oil Prices and Stock Markets: What Drives what in the Gulf Corporation Council Countries?, January 2010
- 2935 Wolfgang Lechthaler, Christian Merkl and Dennis J. Snower, Monetary Persistence and the Labor Market: A New Perspective, January 2010
- 2936 Klaus Abberger and Wolfgang Nierhaus, Markov-Switching and the Ifo Business Climate: The Ifo Business Cycle Traffic Lights, January 2010
- 2937 Mark Armstrong and Steffen Huck, Behavioral Economics as Applied to Firms: A Primer, February 2010
- 2938 Guglielmo Maria Caporale and Alessandro Girardi, Price Formation on the EuroMTS Platform, February 2010
- 2939 Hans Gersbach, Democratic Provision of Divisible Public Goods, February 2010
- 2940 Adam Isen and Betsey Stevenson, Women's Education and Family Behavior: Trends in Marriage, Divorce and Fertility, February 2010
- 2941 Peter Debaere, Holger Görg and Horst Raff, Greasing the Wheels of International Commerce: How Services Facilitate Firms' International Sourcing, February 2010
- 2942 Emanuele Forlani, Competition in the Service Sector and the Performances of Manufacturing Firms: Does Liberalization Matter?, February 2010
- 2943 James M. Malcomson, Do Managers with Limited Liability Take More Risky Decisions? An Information Acquisition Model, February 2010
- 2944 Florian Englmaier and Steve Leider, Gift Exchange in the Lab – It is not (only) how much you give ..., February 2010
- 2945 Andrea Bassanini and Giorgio Brunello, Barriers to Entry, Deregulation and Workplace Training: A Theoretical Model with Evidence from Europe, February 2010
- 2946 Jan-Emmanuel De Neve, James H. Fowler and Bruno S. Frey, Genes, Economics, and Happiness, February 2010
- 2947 Camille Cornand and Frank Heinemann, Measuring Agents' Reaction to Private and Public Information in Games with Strategic Complementarities, February 2010
- 2948 Roel Beetsma and Massimo Giuliadori, Discretionary Fiscal Policy: Review and Estimates for the EU, February 2010

- 2949 Agnieszka Markiewicz, Monetary Policy, Model Uncertainty and Exchange Rate Volatility, February 2010
- 2950 Hans Dewachter and Leonardo Iania, An Extended Macro-Finance Model with Financial Factors, February 2010
- 2951 Helmuth Cremer, Philippe De Donder and Pierre Pestieau, Education and Social Mobility, February 2010
- 2952 Zuzana Brixiová and Balázs Égert, Modeling Institutions, Start-Ups and Productivity during Transition, February 2010
- 2953 Roland Strausz, The Political Economy of Regulatory Risk, February 2010
- 2954 Sanjay Jain, Sumon Majumdar and Sharun W. Mukand, Workers without Borders? Culture, Migration and the Political Limits to Globalization, February 2010
- 2955 Andreas Irmen, Steady-State Growth and the Elasticity of Substitution, February 2010
- 2956 Bengt-Arne Wickström, The Optimal Babel – An Economic Framework for the Analysis of Dynamic Language Rights, February 2010
- 2957 Stefan Bauernschuster and Helmut Rainer, From Politics to the Family: How Sex-Role Attitudes Keep on Diverging in Reunified Germany, February 2010
- 2958 Patricia Funk and Christina Gathmann, How do Electoral Systems Affect Fiscal Policy? Evidence from State and Local Governments, 1890 to 2005, February 2010
- 2959 Betsey Stevenson, Beyond the Classroom: Using Title IX to Measure the Return to High School Sports, February 2010
- 2960 R. Quentin Grafton, Tom Kompas and Ngo Van Long, Biofuels Subsidies and the Green Paradox, February 2010
- 2961 Oliver Falck, Stephan Heblich, Alfred Lameli and Jens Suedekum, Dialects, Cultural Identity, and Economic Exchange, February 2010
- 2962 Bård Harstad, The Dynamics of Climate Agreements, February 2010
- 2963 Frederick van der Ploeg and Cees Withagen, Is There Really a Green Paradox?, February 2010
- 2964 Ingo Vogelsang, Incentive Regulation, Investments and Technological Change, February 2010
- 2965 Jan C. van Ours and Lenny Stoeldraijer, Age, Wage and Productivity, February 2010
- 2966 Michael Hoel, Climate Change and Carbon Tax Expectations, February 2010

- 2967 Tommaso Nannicini and Roberto Ricciuti, Autocratic Transitions and Growth, February 2010
- 2968 Sebastian Brauer and Frank Westermann, A Note on the Time Series Measure of Conservatism, February 2010
- 2969 Wolfram F. Richter, Efficient Education Policy – A Second-Order Elasticity Rule, February 2010
- 2970 Tomer Blumkin, Yoram Margalioth and Efraim Sadka, Taxing Children: The Redistributive Role of Child Benefits – Revisited, February 2010
- 2971 Chang Woon Nam and Georg Wamser, Application of Regionally Varying Additionality Degrees in the Practice of EU Cohesion Policy, February 2010
- 2972 Ali Bayar, Frédéric Dramais, Cristina Mohora, Masudi Opese and Bram Smeets, Modeling Russia for Climate Change Issues, February 2010
- 2973 Magnus Söderberg, Informal Benchmarks as a Source of Regulatory Threat in Unregulated Utility Sectors, March 2010
- 2974 Piotr Wdowiński and Marta Malecka, Asymmetry in Volatility: A Comparison of Developed and Transition Stock Markets, March 2010
- 2975 Frans van Winden, Michal Krawczyk and Astrid Hopfensitz, Investment, Resolution of Risk, and the Role of Affect, March 2010
- 2976 Hyun-Ju Koh and Nadine Riedel, Do Governments Tax Agglomeration Rents?, March 2010
- 2977 Johann K. Brunner and Susanne Pech, Optimum Taxation of Bequests in a Model with Initial Wealth, March 2010
- 2978 Guglielmo Maria Caporale and Nicola Spagnolo, Stock Market Integration between three CEECs, Russia and the UK, March 2010
- 2979 Florian Englmaier, Ales Filipi and Ravi Singh, Incentives, Reputation and the Allocation of Authority, March 2010
- 2980 Konstantinos Angelopoulos, George Economides and Apostolis Philippopoulos, What is the Best Environmental Policy? Taxes, Permits and Rules under Economic and Environmental Uncertainty, March 2010
- 2981 Frederick van der Ploeg, Rapacious Resource Depletion, Excessive Investment and Insecure Property Rights, March 2010